



BINGO HALL Ideas

WINTER 2017

VOLUME III

HELPING YOU ACCOMPLISH *Great THINGS!*

www.arrowinternational.com

Chase Away Those Winter Blues

*Don't hesitate to ask your local businesses for gifts you can use for prizes!
It's great advertising for your local business owners!*

CELEBRATE WINTER BINGO SESSION

Whether you live north or south, east or west, celebrate the winter season. Host your last evening Coverall game for which the prize is a basket of winter items for motorists! For those in the colder climates contact a local auto parts vendor and ask for a donation of items such as a flashlight, jumper cables, scraper, windshield deicer and the vendors business card for advertising. For those in the warmer climates perhaps a picnic basket, again with donations from a local vendor, the evening's theme: a reminder that life can be a "picnic"!

BINGO AND CRAFT NIGHT!

Here's a unique event that will ensure a fun evening of entertainment and excitement! Play bingo and create a fun craft from your dabbed bingo paper. **CREATE A SNOWFLAKE WITH BINGO PAPER** (we have included instructions on how to construct a bingo paper snowflake).

Host a bingo event using 9S3 Unimax paper and tell your players to keep six sheets of their dabbed winning/non-winning paper. Once six games played it's time to craft the snowflake. This project should take no longer than 15 minutes to create. At the end of the session have a contest for the best-made snowflake, or worst snowflake. Offer the winner or winners a complimentary buy in package for next session.

VALENTINE'S BINGO

Host Valentine's bingo that includes Arrow Cupid Cash Popp-Opens, Valentine's bingo ink and Unimax bingo paper. Decorate the hall in red, purple and pink. Have local businesses donate Valentine's items for a coverall gift basket. Include items such as chocolates, gift certificates to a local florist and restaurant. You can enhance the basket's contents with items found at a local dollar store.

Stay tuned...for more great bingo hall ideas from Arrow International



HELPING YOU ACCOMPLISH *Great THINGS!*

www.arrowinternational.com

Follow Us on Facebook

The laws that determine the legality of some products change constantly. It is the responsibility of the buyer to determine which products are legal in any given area.



BINGO HALL *Ideas*

WINTER 2017


VOLUME III

HELPING YOU ACCOMPLISH *Great* THINGS!

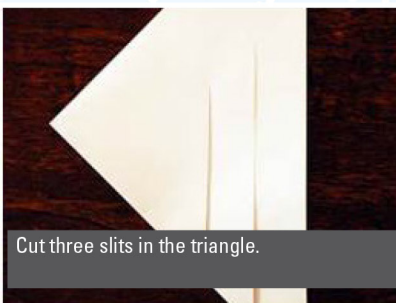
www.arrowinternational.com

Snowflake Instructions

Click here to view instructions on YouTube



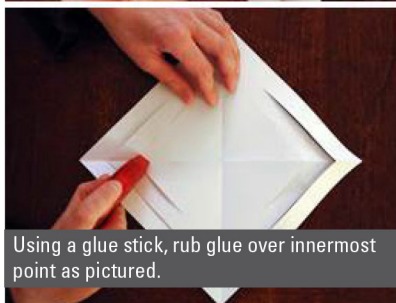
Fold half diagonally, and then in half again diagonally to form a triangle.



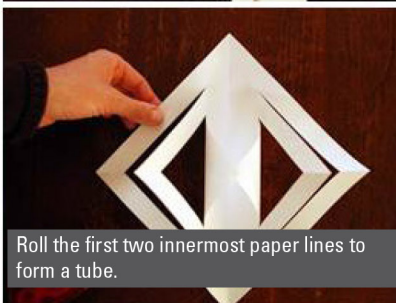
Cut three slits in the triangle.



Unfold the triangle.



Using a glue stick, rub glue over innermost point as pictured.




Roll the first two innermost paper lines to form a tube.



Turn paper over, again rub over point and form a tube. Turn paper over and repeat.



Create 6 of these "petals" of the snowflake.



Gather the ends of the 6 petals and staple together.



Fully open the snowflake and glue petals together. Punch a hole on petal top to hang. For detailed instructions watch the video by clicking on link on top of page.

Additional step-by-step instructions: www.wikihow.com/Make-a-3D-Paper-Snowflake



HELPING YOU ACCOMPLISH *Great* THINGS!

www.arrowinternational.com

The laws that determine the legality of some products change constantly. It is the responsibility of the buyer to determine which products are legal in any given area.